

MOSAICS BY DESIGN

January 2019 Newsletter

Happy New Year!

Surprise, surprise, I have finally managed to compile a newsletter. It has only been about 3 years since my last newsletter! I am not technology savvy and when my last computer died along with all of my contacts I threw the towel in. Then I bought a new apple mac and had to learn how to use it! So far it has taken me 2 hours to write a heading and this paragraph. Good news though! If you are reading this I have had success! Yay!!

2018 was a busy year with five classes held weekly on Mondays, Tuesday and Saturdays. The Glass Emporium and Mosaics by Design held two exhibitions, 'Vivid' in June and Mosaic by Design Students exhibition in November. I held two Realism Workshops earlier in the year and then in October I hosted American Mosaic artist Carole Choucair Oueijan for two 3 day workshops. In amongst this I completed a few commissions, my daughter got married in Bali and my husband and I took off to Europe for 6 weeks. In Venice I attended an Artefact mosaic workshop. In November work was started on my new studio, and my first grand baby girl is due in 2 weeks!

2019 is looking to be a busy one too! I have a few workshops planned (read on for details). The Glass Emporium and Mosaics by Design will again be holding Vivid Exhibition in June and my Students Exhibition in November and sometime this year my new studio will be finished. Oh and did I say I am going to be a grand mother in 2 weeks? I am just a little excited!

Grab a cuppa (you probably need one after all of that!) and have a look at what we have been up to for the past year and what I have in mind for this year.

In August I spent 3 fantastic days with Romuald and Alessandra at Artefact Mosaics in Venice where I was lucky enough to be the only student in their 'Colours' workshop. I had them all to myself! I can highly recommend their workshops if you are ever in Venice.



Here are the works I did in 2018.



Clockwise from left - Gerber triptych 4 metre square, one of two Lotus Flowers that I made as samples for my Realism workshop , floor mosaic for Hey Jupiter cafe in Ebenezer Place, Adelaide, Kitchen floor commission, two of two lotus flower mosaics, Portrait commission I completed on Christmas Eve. Just in time as it was a gift for someone, Red robin kitchen splash back commission which went to Victoria, Liliium commission which went to New South Wales and in the centre Sunflower commission which I finished just before Christmas.

WORKSHOPS PLANNED FOR 2018

I have quite a few workshops planned for this year. The Mandala workshop is almost sold out. If there is enough interest I would be happy to arrange a second workshop

Mandalas

A two day mosaic workshop



Mandalas are ancient meditative symbols. They have been used for thousands of years by religions and cultures around the world to arouse meditative energies and to heal. Whether or not you have religious beliefs, creating your own mandala is a fun way to express yourself with colour and design in an intuitive way. Your design can be simple, bold or detailed. It's all inside you and I will help you to create your very own unique design. This class is suitable for all skill levels.

To be held at The Glass Emporium, 34 Phillips Street, Thebarton.
Cost: \$280 (includes materials and lunch). BYO Tools and any embellishments that you may want to add to your mandala. If you are new to mosaics you are welcome to borrow my tools.
Saturday 27th and Sunday 28th April from 10am to 4pm

To secure a space in this workshop a non refundable (unless the workshop is cancelled) deposit of \$50 is required with the balance of \$230 to be paid at the workshop. To make a booking please call Deanna on 0412366049 or email me at deanna.kernick80@gmail.com

Introduction to Glass Cutting for Mosaics

Saturday 16th March or Saturday 13th July

9.30am to 12 noon

In this two and a half hour hands on workshop you will be taught the correct way to cut glass using a glass cutter, running pliers, glass grinder and two wheeled nippers. I will show you how to cut shapes and squares for your tesserae and the correct way to lay your tesserae to create flow and movement to a mosaic. I will get you started on your mosaic journey with confidence.

This workshop is suitable for beginners or those who have not yet tried stained glass as a mosaic medium.

Cost \$40

To be held at The Glass Emporium, 34 Phillips Street, Thebarton
9.30am to 12.00 noon on Saturday 16th March or 13th July

**For further enquiries or to make a booking please call
Deanna on 0412366049 or reply to this email.**

Getting Started

A 6 week mosaic workshop for beginners



Nineteen years ago I started my obsession with mosaics at a 6 week workshop. Shortly after I started my career as a self taught teacher of mosaic and widely commissioned artist. I haven't looked back! It is the most therapeutic, mind numbingly boring, relaxing, frustrating, rewarding, time consuming, obsessive, and totally awesome thing to do! I am very passionate about my job and I would love to rub off a bit of grout dust onto you.

This 6 week workshop is tailored specifically for beginners. In this workshop you will work on a small 30cm round or square backing board. The areas that we will work on are design, the best colour choice and style of mosaic for your design, cutting glass, laying your tesserae, grouting and the correct glue/cement and backing board for the job.

Once you have completed this workshop you will be able to take on more complex mosaics with confidence. Your obsession will begin here!

Cost: \$200 Include tuition, cement adhesive tea and coffee. Materials such as glass, backing board and tools can be purchased from The Glass Emporium.


To be held at The Glass Emporium, 34 Phillips Street, Thebarton

from 9.30am to 12 noon on Saturday 11th, 18th, 25th May, 1st, 8th and 15th June

For further information or would like to make a booking please call Deanna on 0412366049 or reply to this email.

Blending Colours

A two day Mosaic workshop



One of the most challenging problems we face when it comes to mosaics is how to get a nice blending of colour. With stained glass and smalti we have a good selection of colour but its not like paint where you can magically mix and blend. In August last year I attended an Artefact Mosaic Workshop in Venice where I worked on colour blending. I would like to share with you what I have learnt over the past 19 years as well as what I was taught by Romould at Artefact.

In this two day workshop you will work on a small piece, approximately 20 x 20 cm. The aim of this workshop is for me to teach you how to successfully blend colours to achieve a smooth transition whilst getting a better understanding of tone.

This workshop is suitable for medium to advanced mosaic skills.

Cost: \$320 includes materials, lunch, morning and afternoon tea. BYO tools. A \$50 non refundable deposit (unless the class is cancelled) is required to hold your space in the workshop.

**To be held at The Glass Emporium, 34 Phillips Street, Thebarton
10am to 4pm on Saturday 22nd and Sunday 23rd June.**

For further information or to make a booking please call Deanna on 0412366049 or reply to this email.

PIXELATE

A two day workshop



I did some experimenting with pixelating last year and found that it is a really effective way to bring the feature of the mosaic to the foreground whilst blurring the background. The centre photo is called 'Daisy Daisy' by one of my students Jackie Malloy. Jackie attended my Realism workshop last year. I taught her how to pixelate the background and I think that it has really made the Daisies pop. Oh and if you are wondering. It is not a photo of daisies, its a mosaic!



In this two day workshop you will be working from a photo in the direct method onto a temporary backing. I will show you how to bring your feature into focus by pixelating the background. Students will be working on a small piece approximately 20cm x 20cm.

Cost \$320 including materials, lunch, morning and afternoon tea. BYO tools
To be held at The Glass Emporium, 34 Phillips Street, Thebarton
on Saturday 10th and Sunday 11th August from 10am to 4pm

For further information or to make a booking please call Deanna on 0412366049 or reply to this email.

Realism

A two day workshop



Last year I held two sell out Realism workshops and I have had a few enquiries whether I will be holding another one this year. I would be happy to hold this workshop later in the year if there is enough interest. Please let me know by return email if you would like to do this workshop and I will put you on the list.

In this workshop I will teach you how to create beautiful detailed painterly mosaics using a photo and temporary backing. This technique is useful for creating portraits and landscapes as well. Your finished piece can be suitable for indoor or outdoor use depending on the glue or cement you use. I will show you how to add dimension to your piece by adding extra layers. You will not be pressured to complete your piece in this workshop. A demonstration on just how easy it is to transfer your mosaic to a permanent backing board will be given on the final Sunday afternoon.

Location and date to be advised if there is enough interest.

from 10am to 4pm on a Saturday and Sunday

Cost \$320 (includes materials, lunch, morning and afternoon tea).

For further information or to register your interest please call Deanna on 0412366049 or reply to this email.

Weekly Mosaic Classes at The Glass Emporium



I hold regular classes at The Glass Emporium 34 Phillips Street, Thebarton on

Saturday's from 12 noon to 2.30

Monday mornings from 9.30 to 12 noon

Monday afternoons from 12.15 to 2.45

Tuesday mornings from 9.30 to 12 noon

Tuesday afternoon from 12.15 to 2.45

\$200 for 6 weeks (2.5 hours x 6) or \$35 per session (a 10% discount applies if you return after the first 6 weeks)

These classes are relaxed and informal but I am on hand to help everyone no matter what design, style, size dimension or skill level.

These classes are suitable for beginners to advanced students.

Exhibitions held in 2018

In June last year The Glass Emporium and Mosaics by Design held our first Vivid Exhibition. This exhibition was open to past and present students of mine. The criteria for the exhibition was that the mosaic had to be no larger or smaller than 40cm x 40cm, mosaics were to be 100% stained glass and 100% original work. The generous \$1200 prize money was donated by The Glass Emporium for first prize. This exhibition was not judged. It was the people's choice. As with all of our exhibitions the closing date and announcement of our winner is always a great time to celebrate with drinks and nibbles.

The works that we received were so varied in design and colour. It was really exciting to see the thought and detail that went into the mosaics.

Congratulations to the winner Judy Marshall. Second place went to Nina D'Antonio and 3rd place went to Colleen Trenorden.

We will be having another Vivid Exhibition this year. This exhibition is only open to past and present students of mine. Please note the following dates to remember;

Registration closing date for Vivid 4pm Friday 1st March

Completed mosaics for Vivid to be delivered 4pm Friday 24th May

Vivid Exhibition is open from 1st to 29th June

Students Exhibition is open from 4th to 30th November


Completed mosaic for Students Exhibition due by Friday 25th October

Following is a collage of photos taken at the Vivid Closing Party along with the winners



2018 Students Exhibition

Congratulations go to the winners- Leanne Berry for taking out first prize for her epic mosaic, tropical triptych. This mosaic spans approximately 2.4 m x about .7m and was her second mosaic ever! It now takes pride of place next to her pool in her Bali Hut. What an amazing effort! Leanne's first mosaic wasn't even the size of an A4 piece of paper!



Second place went to Cindy Brownrigg for the most beautiful Buddha mosaic. Cindy painstakingly worked on her Buddha for over two years. This mosaic is a gift for her daughter. As in all photos of mosaics it really doesn't do it justice. The gold mirror and smalti sparkle.

3rd Place went to Jane Silk for her story book characters 'Rat and Mole'. I think Jane has found her calling. This mosaic is so sweet and her mosaic skills are so very neat!



Thank you to everyone who took part in the exhibition and for your continued support. Thanks also to Rex Jacobs for always helping with the photography and to The Glass Emporium for allowing us to use your space and for your enthusiasm towards what we do.